

Ideas for using The Red Beast Thermometer in the classroom

This vertical thermometer uses words and colour to describe the stages of the Red Beast on a five-point scale. Here are some ideas for using the thermometer:

1. Children could use a thesaurus to brainstorm words for the various stages.
2. Children could create a Red Beast 'menu' describing what makes their Red Beast develop from calm to furious – here are some ideas:

Calm: Doing my special interest/ horse riding / trampoline / computer / music/ massage/








Grumpy: Being told I must leave my special interest and do something else / getting up in the morning / people touching my stuff

Annoyed: A change of plan from a favoured activity to something else without warning, e.g., computer crashing, swimming pool out of use, teacher absence

Angry: People making fun of me / doing handwriting / school assemblies/

Furious: People trying to talk to me when I am angry / loud voices and angry faces of other people / broken equipment / lost equipment / being forced to do something I feel afraid of - e.g. tests,

More able children could write or tape stories of how they tamed the beast.

		Furious
5		
4		Angry
3		
2		Grumpy
1		
		Calm